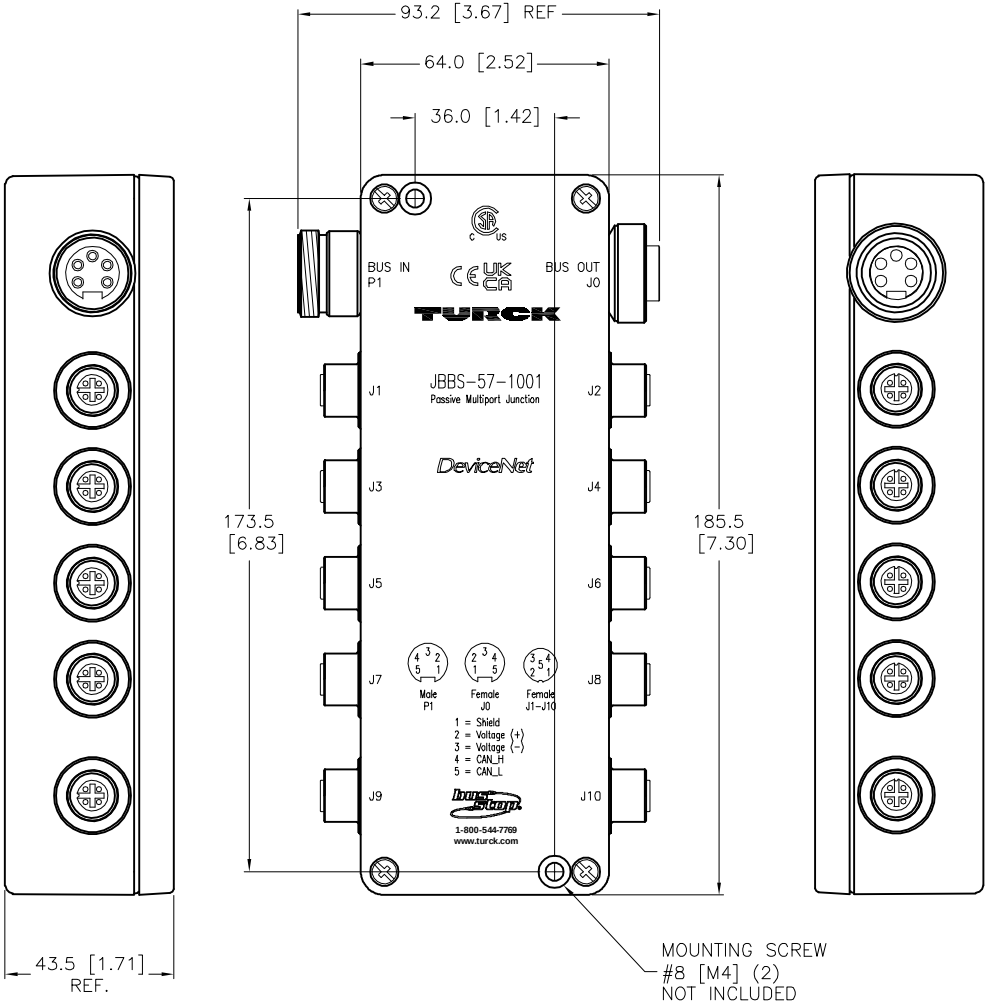

SPECIFICATIONS	
HOUSING MATERIAL	DIE-CAST ALUMINUM ALLOY
HOUSING FINISH/COLOR	POWDER COAT/BLACK
RECEPTACLE HOUSING MAT'L/PLATING	BRASS/NICKEL
CONTACT CARRIERS MATERIAL	TPU
CONTACTS MATERIAL/PLATING	BRASS/GOLD
OPERATING VOLTAGE	300 V
OPERATING CURRENT	4.0 A PER CONDUCTOR
PROTECTION CLASS to DIN 40050	IP 67 – ONLY WHEN ALL RECEPTACLES ARE COVERED WITH PLUGS OR CONNECTED
OPERATING TEMPERATURE	-40°C to +70°C (-40°F to +158°F)

P1 CONNECTOR

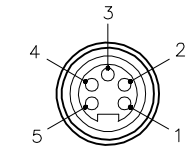

1 = SHIELD
2 = + VOLTAGE
3 = – VOLTAGE
4 = CAN_H
5 = CAN_L

mini fast. DeviceNet™

J0 CONNECTOR

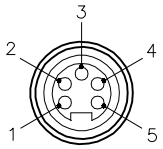

1 = SHIELD
2 = + VOLTAGE
3 = – VOLTAGE
4 = CAN_H
5 = CAN_L

mini fast. DeviceNet™

J1–J10 CONNECTORS

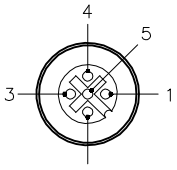

1 = SHIELD
2 = + VOLTAGE
3 = – VOLTAGE
4 = CAN_H
5 = CAN_L

euro fast. DeviceNet™

WIRING DIAGRAM

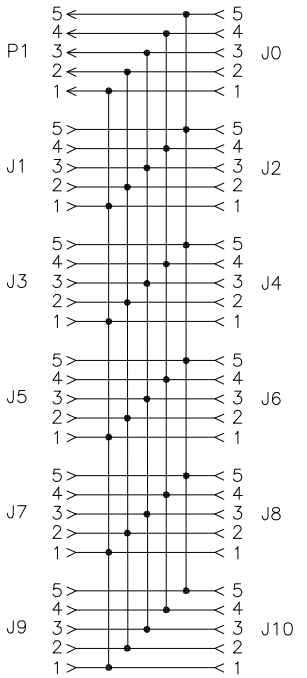

H	ADD CE-UKCA MARK TO CLICHE	RDS	08/18/22	500000006082
REV	DESCRIPTION	BY	DATE	ECO NO.

RELATED DOCUMENTS
1.
2.
3.
4.

3RD ANGLE PROJECTION

THIS DRAWING IS CONFIDENTIAL AND THE PROPERTY OF TURCK INC. USE OF THIS DOCUMENT WITHOUT WRITTEN PERMISSION IS PROHIBITED.

TURCK
3000 CAMPUS DRIVE
MINNEAPOLIS, MN 55441
1-800-544-7769
(763) 553-7300
(763) 553-0708 fax
www.turck.us

MATERIAL

FINISH

ALL DIMENSIONS DISPLAYED ON THIS DRAWING ARE FOR REFERENCE ONLY

CONTACT TURCK FOR MORE INFORMATION

DRFT CBM | DATE 08/11/99
APVD | SCALE 1=2.0

UNIT OF MEASUREMENT
MILLIMETER [INCH]
DO NOT SCALE THIS DRAWING

DESCRIPTION
JBBS-57-E1001

IDENTIFICATION NO.
U0212-100

REV
H

FILE: U0212-100

SHEET 1 OF 1